

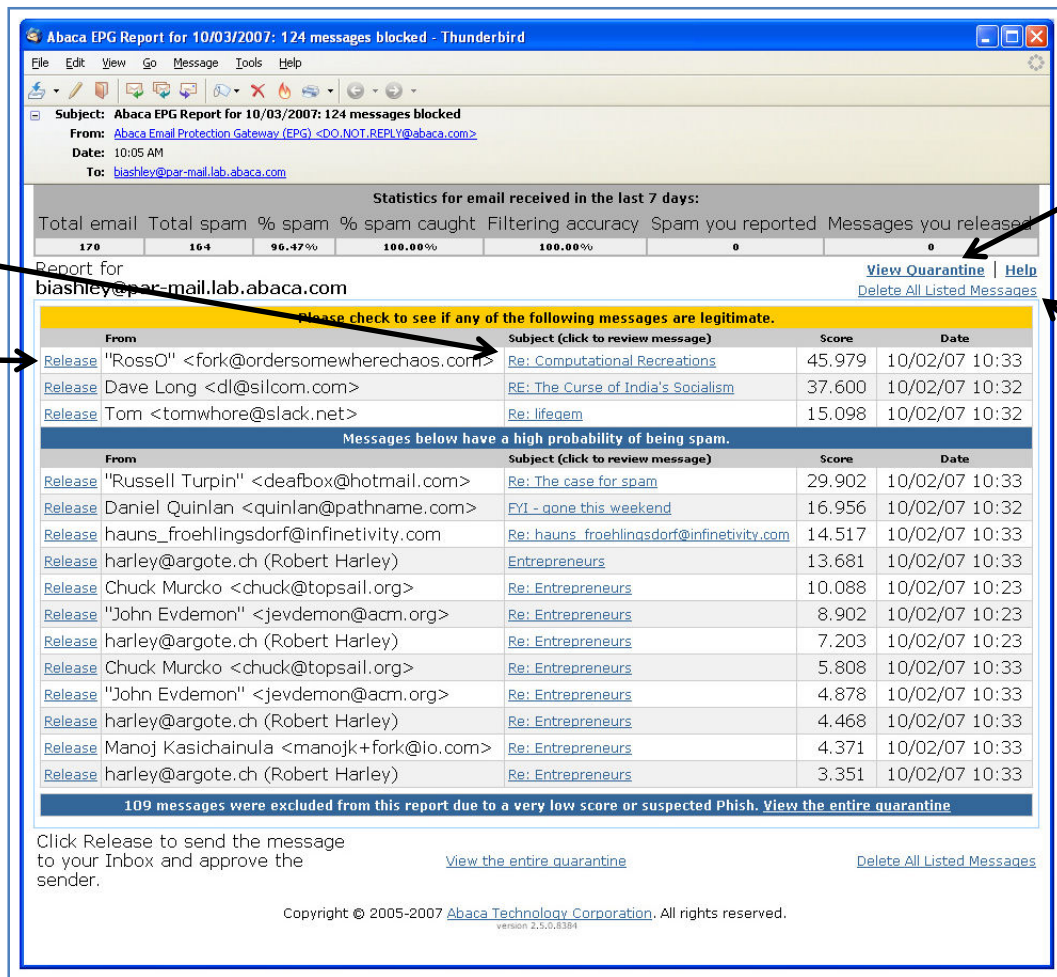


User Instructional Guide

Quarantine Notification Emails

If configured, end users will receive quarantine notification emails. The email has several links to help the user manage their quarantine.

- ❶ Selecting [Subject](#) will take the end user to the email within the Quarantine
- ❷ Selecting [Release](#) delivers the email to the end user's Inbox and whitelists the sender of the message
- ❸ Selecting [View Quarantine](#) will take the end user to their Quarantine on the Web
- ❹ Selecting [Help](#) will open the online help tool
- ❺ Selecting [Delete All Listed Messages](#) will delete all of the emails in their Quarantine



Abaca EPG Report for 10/03/2007: 124 messages blocked - Thunderbird

File Edit View Go Message Tools Help

Subject: Abaca EPG Report for 10/03/2007: 124 messages blocked
 From: Abaca Email Protection Gateway (EPG) <DO.NOT.REPLY@abaca.com>
 Date: 10:05 AM
 To: biashley@par-mail.lab.abaca.com

Statistics for email received in the last 7 days:

Total email	Total spam	% spam	% spam caught	Filtering accuracy	Spam you reported	Messages you released
170	164	96.47%	100.00%	100.00%	0	0

Report for biashley@par-mail.lab.abaca.com

[View Quarantine](#) | [Help](#)
[Delete All Listed Messages](#)

Please check to see if any of the following messages are legitimate.

From	Subject (click to review message)	Score	Date
Release "RossO" <fork@ordersomewherechaos.com>	Re: Computational Recreations	45.979	10/02/07 10:33
Release Dave Long <dl@silcom.com>	RE: The Curse of India's Socialism	37.600	10/02/07 10:32
Release Tom <tomwhore@slack.net>	Re: lifeqem	15.098	10/02/07 10:32

Messages below have a high probability of being spam.

From	Subject (click to review message)	Score	Date
Release "Russell Turpin" <deafbox@hotmail.com>	Re: The case for spam	29.902	10/02/07 10:33
Release Daniel Quinlan <quinlan@pathname.com>	FYI - gone this weekend	16.956	10/02/07 10:32
Release hauns_froehlingsdorf@infinetivity.com	Re: hauns_froehlingsdorf@infinetivity.com	14.517	10/02/07 10:33
Release harley@argote.ch (Robert Harley)	Entrepreneurs	13.681	10/02/07 10:33
Release Chuck Murcko <chuck@topsail.org>	Re: Entrepreneurs	10.088	10/02/07 10:23
Release "John Evdemon" <jevdemon@acm.org>	Re: Entrepreneurs	8.902	10/02/07 10:23
Release harley@argote.ch (Robert Harley)	Re: Entrepreneurs	7.203	10/02/07 10:23
Release Chuck Murcko <chuck@topsail.org>	Re: Entrepreneurs	5.808	10/02/07 10:33
Release "John Evdemon" <jevdemon@acm.org>	Re: Entrepreneurs	4.878	10/02/07 10:33
Release harley@argote.ch (Robert Harley)	Re: Entrepreneurs	4.468	10/02/07 10:33
Release Manoj Kasichainula <manojk+fork@io.com>	Re: Entrepreneurs	4.371	10/02/07 10:33
Release harley@argote.ch (Robert Harley)	Re: Entrepreneurs	3.351	10/02/07 10:33

109 messages were excluded from this report due to a very low score or suspected Phish. [View the entire quarantine](#)

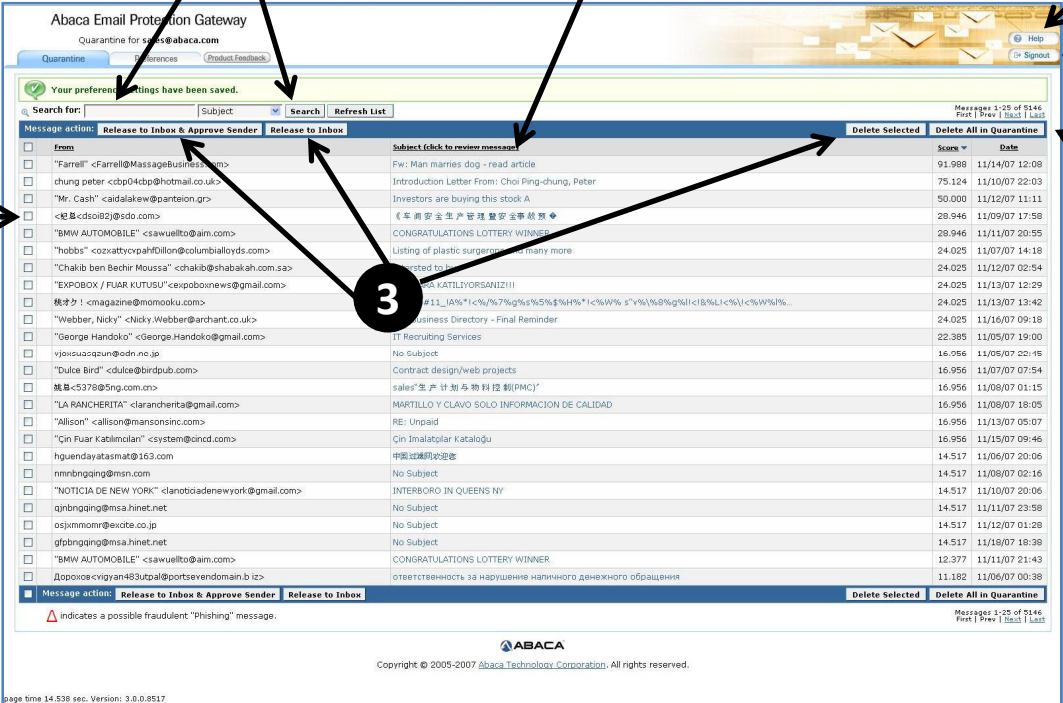
Click Release to send the message to your Inbox and approve the sender. [View the entire quarantine](#) [Delete All Listed Messages](#)

Copyright © 2005-2007 Abaca Technology Corporation. All rights reserved.
 version 2.5.0.8384

End User Quarantine

All emails scored by the Abaca Email Protection Gateway as spam for each end user will be held in their Quarantine.

- ❶ Selecting *Subject* will open the email (See page four)
- ❷❸ Selecting the checkbox directly to the left of a quarantined email will select it for action, the desired action can be taken by selecting the *Release to Inbox & Approve Sender*, *Release to Inbox*, or *Delete Selected* button
- ❹ End users can search the Quarantine by entering the search criteria in the *Search for:* text field and selecting the search category in the drop down menu, then selecting *Search* button
- ❺ Selecting *Help* will open the online help tool
- ❻ Selecting *Signout* will log the end user out of their quarantine
- ❼ Selecting *Delete All in Quarantine* will delete all emails listed in the quarantine



The screenshot shows the 'Abaca Email Protection Gateway' interface for a user's quarantine. The interface includes a search bar, a list of quarantined emails, and several action buttons. Numbered callouts point to the following elements:

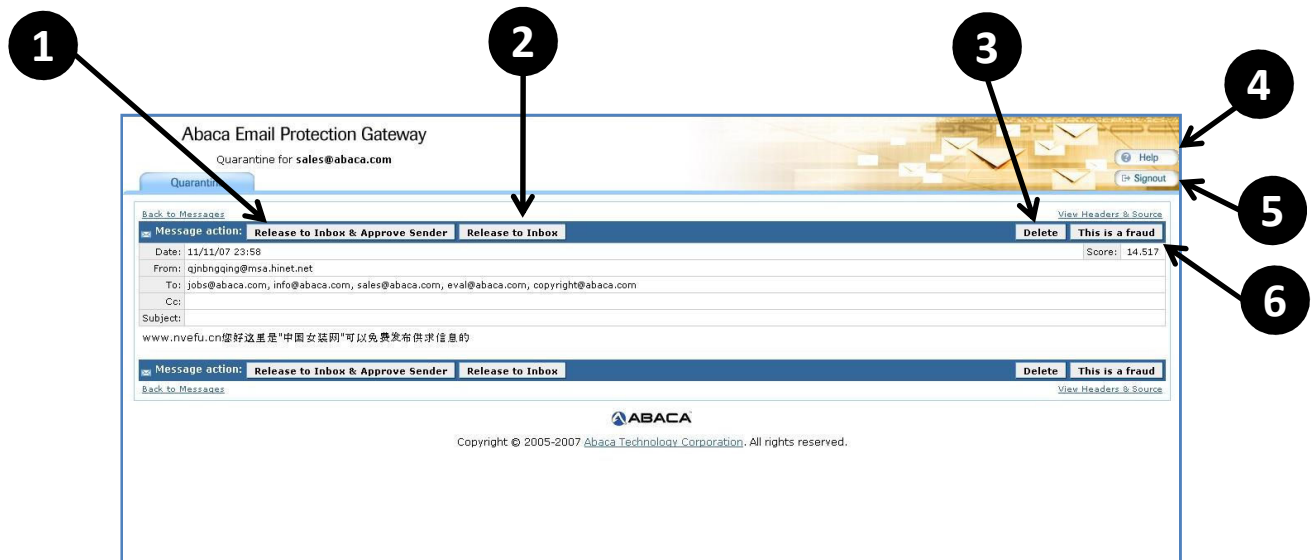
- ❶: Points to the 'Subject' column header, which is used to open an email.
- ❷: Points to the checkbox in the first column of the email list, used for selecting an email for action.
- ❸: Points to the 'Release to Inbox & Approve Sender' button, one of the actions available for selected emails.
- ❹: Points to the 'Search for:' text field and the search category dropdown menu, used for searching the quarantine.
- ❺: Points to the 'Help' button in the top right corner.
- ❻: Points to the 'Signout' button in the top right corner.
- ❼: Points to the 'Delete All in Quarantine' button at the bottom right of the email list.

The email list contains various entries with columns for 'From', 'Subject', 'Score', and 'Date'. The interface also includes a footer with the ABACA logo and copyright information: 'Copyright © 2005-2007 Abaca Technology Corporation. All rights reserved.'

Quarantine Email Review

Once an end user has elected to review a spam email from the quarantine tab, they have several options as they review the contents of the email.

- ❶ Selecting *Release to Inbox & Approve Sender* will send the email to the end users Inbox and adds that sender to the list of approved senders
- ❷ Selecting *Release to Inbox* will send the email to the end users Inbox and but does not add that sender to the list of approved senders
- ❸ Selecting *Delete* will permanently delete the message from the end user's quarantine
- ❹ Selecting *Help* will open the online help tool
- ❺ Selecting *Signout* will log the end user out of their quarantine
- ❻ Selecting *This is a Fraud* will mark the message as a threat such as a phishing or spoofing message



End User Quarantine Preferences

The options available under the Preferences tab in the Quarantine allows the end user to customize the Abaca Email Protection Gateway to their individual needs.

- 1 Under *Filtering Services*, select *On* or *Off* to turn the spam filtering service on or off. It is not recommended that the end user turn their spam filtering off
- 2 The *Minimum score for Inbox delivery*: text field allows the end user to change the threshold score at which an email message will be delivered to the Inbox or the Quarantine
- 3 Under *Quarantine Notification*, select *Yes* or *No* to elect whether or not to receive Quarantine Notification emails
- 4 Under *Messages per quarantine page*: select the preferred number of email messages to be displayed in the end user Quarantine view using the drop down menu
- 5 Selecting *Help* will open the online help tool
- 6 Selecting *Signout* will log the end user out of their Quarantine
- 7 Selecting *Save* will save all options selected

